

SOMERVILLE SCHOOL, VASUNDHARA ENCLAVE



SUMMER HOLIDAY HOMEWORK

(2024-2025)

PRE PRIMARY





Dear Parents,

As we embark on the summer break, I want to extend a warm greeting and express my gratitude for your continued support in your child's education journey. Summer vacation is a time for relaxation and fun, but it's also an opportunity for continued learning and growth.

This holiday homework is carefully curated to reinforce the skills and knowledge your child has acquired. Each assignment is designed to be engaging and meaningful, providing opportunities for exploration and discovery.

Your involvement is crucial in ensuring the success of these assignments.

I encourage you to set aside time each day for your child to work on their homework, offering support and encouragement along the way. By working together, we can help the child to thrive academically and beyond.

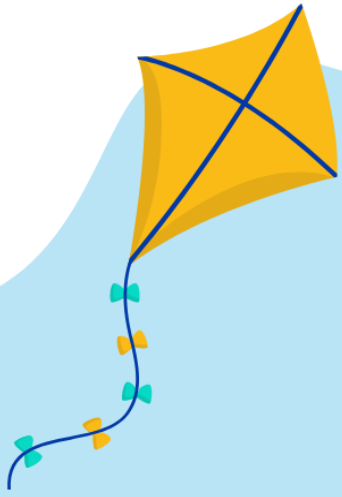
If you have any questions or concerns about the holiday homework assignments, you can reach out to me.

Submit the homework notebook and folder by 3rd July 2024.

Regards,

Class Teacher





VALUE EDUCATION



Just like superheroes have special powers, values are the amazing qualities that make us extraordinary. Through below fun activities, we'll discover the importance of kindness, sharing, respect, self esteem, honesty, teamwork, gratitude, and healthy habits.

1. **Setting the Table:** Have them help set the table for meals, placing utensils, plates, and napkins in the right spots.



2. **Making the Bed:** Teach them how to straighten sheets and fluff pillows to make their bed each morning.

3. **Matching Socks:** Let them match socks after laundry, enhancing their sorting and matching skills.



4. **Watering Plants:** Guide them in watering indoor plants, teaching responsibility and nurturing skills.

5. **Following Directions:** Engage them in simple recipes or crafts, emphasizing the importance of following step-by-step instructions.



6. **Greeting Others:** Encourage them to greet family members or neighbors with a smile and a simple "hello," fostering social skills and politeness.



ACTS OF KINDNESS



BINGO

Mark off one act of kindness throughout your day.

Try to fill your bingo card with as many kind acts as you can.

Keep your toys in place	Hold the door for someone	Water plants	Say Thank you and Please	Take care of a pet or give food to a stray animal
Take turns	Say something nice to your friend or sibling	Share your toys	Call a friend or a family member	Apologize to someone
Help clean after a meal	Set the table		Give a hug or High - 5 to someone	Say Thank you to the guard or your house help
Make food for someone	Throw the trash	Smile at someone	Donate your old toys or clothes	Make a new friend
Give a compliment	Draw a card for someone	Share a snack	Spend time with your Grandparents	Pick up litter

GOOD OR BAD CHOICES

Color the good choices green and the bad choices red.



Listening



Being messy



Helping others



Swinging my chair



Raising my hand



Calling out



Always trying my best




Pushing others



Saying thanks



Stealing



Being kind



Following instructions



Hurting others



Not listening



Keeping my things tidy



Throwing things



Sitting nicely in my chair



Bullying



Sharing



Not doing my best work

MIRROR OF CONFIDENCE

"Mirror, mirror on the wall, who's the kindest of them all?"

Parents, encourage your child to stand in front of a mirror and say positive things about themselves, like 'I am kind' or 'I am brave.' Guide them to look into their own eyes and believe in the words they say. This simple activity boosts self-esteem and teaches them to appreciate their unique qualities.

Do this activity daily for 5 minutes. Have fun spreading positivity together!

Positive Affirmations for 4 and 5 year olds

1. Today is an amazing day.
2. I listen to my teachers.
3. I am nice to my friends.
4. My mommy and daddy love me.
5. I am SUPER smart!
6. I believe in myself.
7. I can do anything I put my mind to.
8. I am a leader, not a follower.
9. I am kind to all.
10. I have a beautiful imagination.
11. I talk about my feelings.
12. I enjoy learning.
13. I am growing up well.
14. I am strong inside and out.
15. I am safe.





ENGLISH



ENGLISH CONVERSATION:

- **Daily Conversations:** Take time each day to have simple conversations with your child in English. Talk about their day, their favorite activities, or any exciting events happening at home or school.
- **Storytime:** Reading English storybooks together is not only a great bonding activity but also helps expand your child's vocabulary and comprehension skills. Encourage them to ask questions and discuss the story as you read.

By incorporating the below activities into your daily routine, you can support your child's language development while having fun together:

Spark a Conversation Prompt Cards

Spark a Conversation

Do you have a pet?



Spark a Conversation

If you could have any super power, what would it be?



Spark a Conversation

What is your favourite color?



Spark a Conversation

Tell me about your favorite storybook.



Spark a Conversation

If you could be an animal, what would you be?



Spark a Conversation

Who is your favorite TV character?



Spark a Conversation


What do you want to be when you grow up?



Spark a Conversation

If you could be invisible for the day, what would you do?





ROLL AND TELL

Let's get to know each other!

Roll the die and share something about yourself.



What is your name?



If you could have a superpower,
what would it be?



If you could have any animal as a pet,
what would it be and what would you name it?



What is something you are really good at?



If you won a million dollars,
what would you spend it on?



Who is your best friend?
Tell me something about them.



ENGLISH:


Parents kindly encourage the child to :

- Write capital and small cursive letters with correct formation in 4 lines rough notebook (5 times).
- Learn the spelling of their name.
- Write 5 words of each word family – at, an, ap, ad, ag, ab and am in 4 lines rough notebook.

Reading Sheet: Encourage the child to read the provided text daily, helping them blend and pronounce words aloud using the reading sheet. This consistent practice will support their language development and confidence in English.

at words

cat 

mat 

rat 

bat 

hat 

an words

can 

man 

fan 

pan 

tan 

ap words

cap 

map 

gap 

tap 

sap 

ad words

bad 

dad 

lad 

pad 

sad 

ag words

bag 

rag 

tag 

lag 

wag 

ab words

cab 

dab 

lab 

jab 







tab 

WORKSHEET - 1

NAME: _____

-at Word Family

Circle the right word describing the picture.

	bat ban bag
	cot can cat
	hit hot hat
	rat rot red
	map mat mop
	pan pin pat

WORKSHEET - 2

NAME: _____

DATE: _____

Match the word to the correct picture



lap



gap



sap



map



nap



cap

WORKSHEET - 3

NAME: _____

DATE: _____

an

word family

Find the -an words.

f	v	a	f	a	n	v	c
p	a	o	a	m	a	n	a
a	n	a	z	u	y	a	n
n	t	r	a	n	r	u	n

Number the pictures.

1. can



2. ran



3. man



4. pan

5. fan

6. van



WORKSHEET - 4

NAME: _____

DATE: _____



word family


Unscramble the -ag words.



b
g
a



a
t
g



a
w
g



g
a
r



l
g
a



g
n
a

WORKSHEET - 5

Name _____ Date _____

CVC Words - Short a

Find and write the words.

o	d	v	a	c	s
g	f	a	s	a	d
f	a	n	q	t	t
a	b	a	g	y	n
g	w	n	m	a	p

- sad
- van
- map
- bag
- fan
- cat



--	--	--



--	--	--



--	--	--



--	--	--



--	--	--



--	--	--

WORKSHEET - 6

Cursive Alphabet

Trace the dotted letters and write them in the empty boxes below.

a b c d e f g h i

a b c d e f g h i

j k l m n o p q r


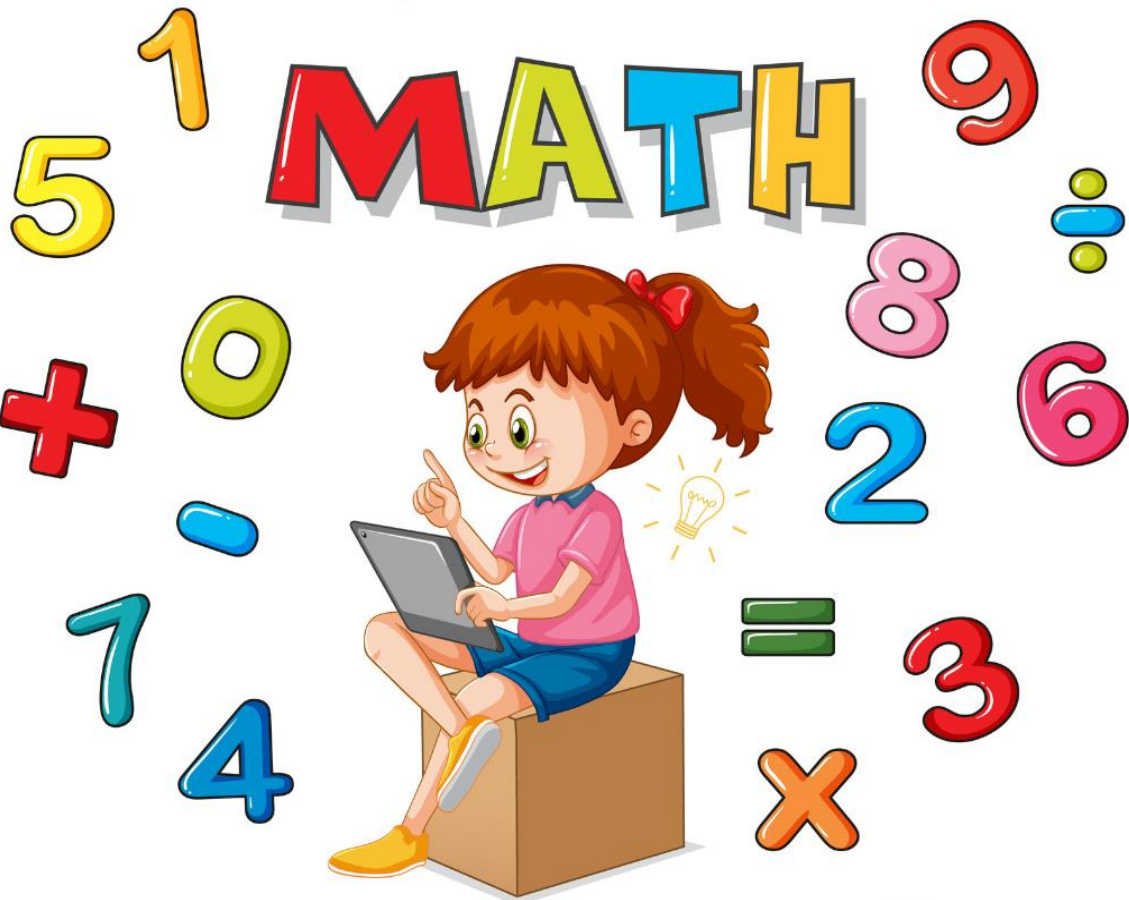


j k l m n o p q r

s t u v w x y z

s t u v w x y z

Date : Name :

Please follow the above formations (as taught in class) for writing practice.



MATHS:

- Picture Pasting with Pre-Number Concepts: Help your child develop early numeracy skills by pasting pictures in **a scrapbook** according to pre-number concepts – Heavy/ Light, Tall/Short, Big/ Small, Long/ Short and More/ Less
- Practice Writing Numbers 1-60: Provide your child with **a rough square boxes notebook** and encourage them to practice writing numbers 1 to 60 (5 times).

WORKSHEET - 1

NAME: _____

DATE: _____











Numbers in sequence 1 to 60


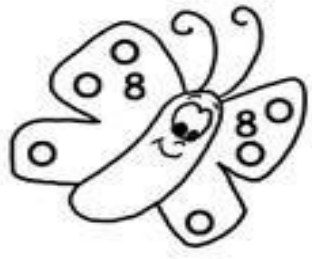
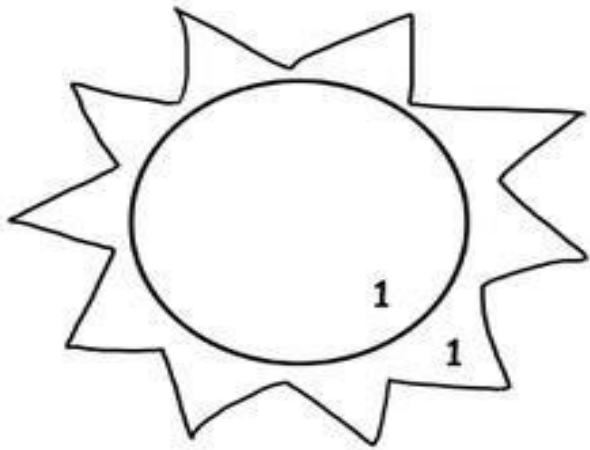
1	11	21	31	41	51
2					
	13				53
		24		44	
			35		
	16			46	
7					57
		28			
			39		
10	20	30	40	50	60

WORKSHEET - 2

NAME: _____

DATE: _____

- 1 
- 2 
- 3 
- 4 
- 5 
- 6 
- 7 
- 8 
- 9 
- 10 




WORKSHEET - 3


NAME: _____

DATE: _____


Count and write the number.




Tens	Ones
4	4
Number	
44	




Tens	Ones
Number	




Tens	Ones
Number	




Tens	Ones
Number	




Tens	Ones
Number	



Tens	Ones
Number	



Tens	Ones
Number	



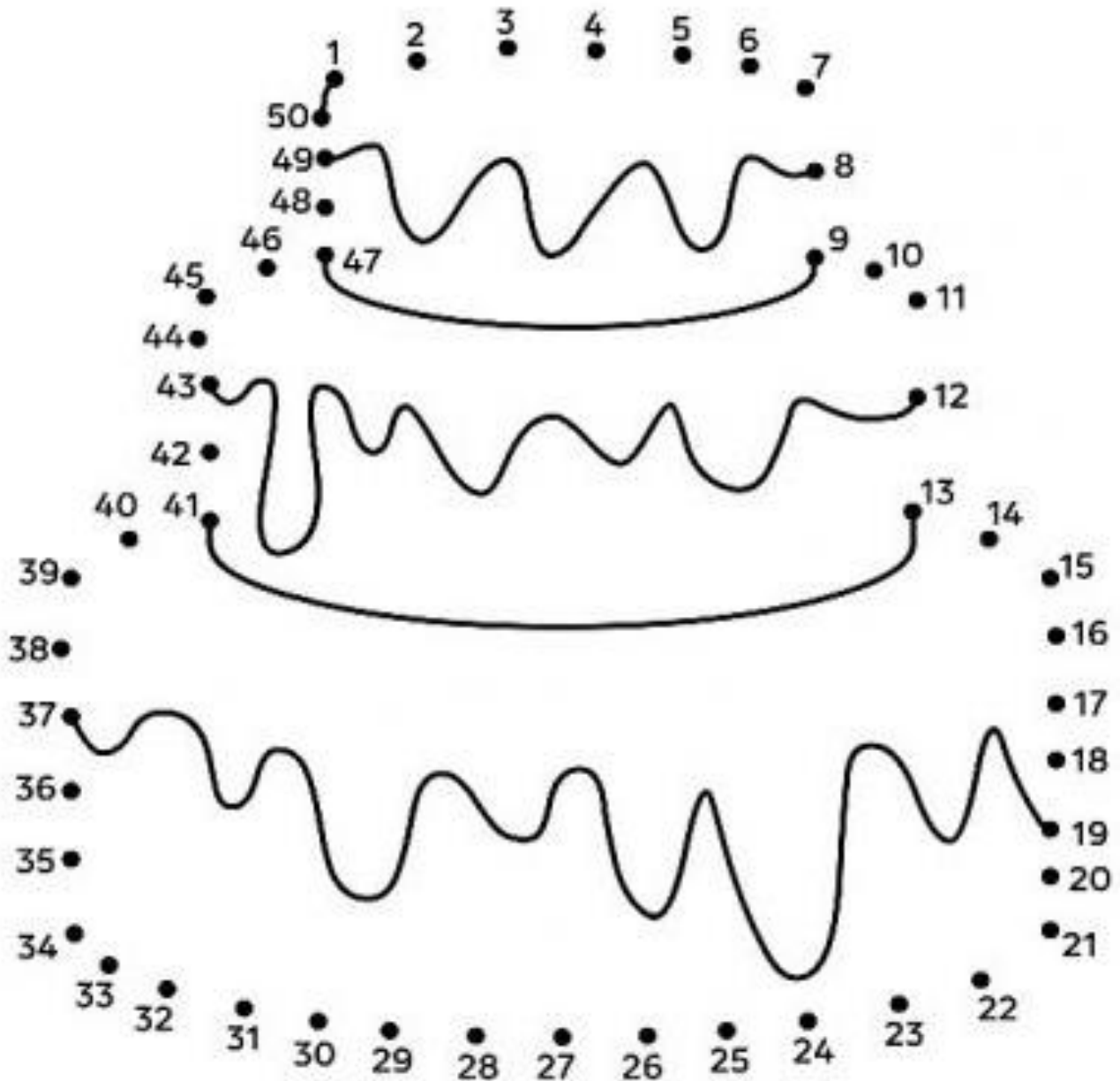
Tens	Ones
Number	

WORKSHEET - 4

NAME: _____

DATE: _____

JOIN THE DOTS AND COLOUR THE PICTURE



हिंदी



HINDI

- Practice writing अ-अः in a five lined rough notebook.
- Paste pictures related to अ-अः: (Use two pages per swar, write on one page and paste related picture on the corresponding side of the page) in scrap book.
- Learn number names from 1 to 20 in Hindi.
- Complete the worksheets given below.

WORKSHEET - 1

नाम: _____

तिथि: _____

अक्षर को चित्र से मिलाओ

अ

•

•



आ

•

•



इ

•

•



उ

•

•



ए

•

•



ओ

•

•



WORKSHEET - 2

दिनांक - _____

अक्षर को अक्षर से मिलाओ।

अ

इ

आ

ई

ए

अ

ई

आ

ए

ए

इ

ऐ

ए

ओ

ऐ

उ

ओ

ऊ

WORKSHEET - 3

दिनांक - _____

पहला अक्षर देखकर गोला बनाओ।

अ → इ उ अ ए ई

ए → उ अ ए इ

आ → आ उ ऐ ओ

उ → अ आ उ ऊ

ऐ → उ ऊ ए ऐ

ऊ → अ आ उ ऊ

ओ → आ ओ ए ऐ

औ → औ आ उ ऊ

WORKSHEET - 4

दिनांक - _____

देखकर लिखो।

अ

आ

इ

ई

उ

ऊ

ए

ऐ

ओ

औ

अं

अः

WORKSHEET - 5

दिनांक - _____

अ से अः तक लिखो।

खाली जगह पर सही अक्षर लिखो।

अ _____ इ _____ उ

_____ ऋ ए _____ ओ

_____ अं _____

EVVS



DIY MUSICAL INSTRUMENTS: Help kids create simple musical instruments using household items like empty containers, rubber bands, rice-filled bottles, or paper towel roll shakers. They can decorate their instruments and then experiment with different sounds and rhythms. It's a fun way to explore music and develop creativity.



DIY BIRD FEEDER: Help kids make simple bird feeders using pinecones, old bottles, containers and birdseed. Hang the finished feeders outside and observe the birds that come to visit. It's a hands-on way to teach kids about wildlife and caring for animals.

Send both projects/activities along with the holiday homework.

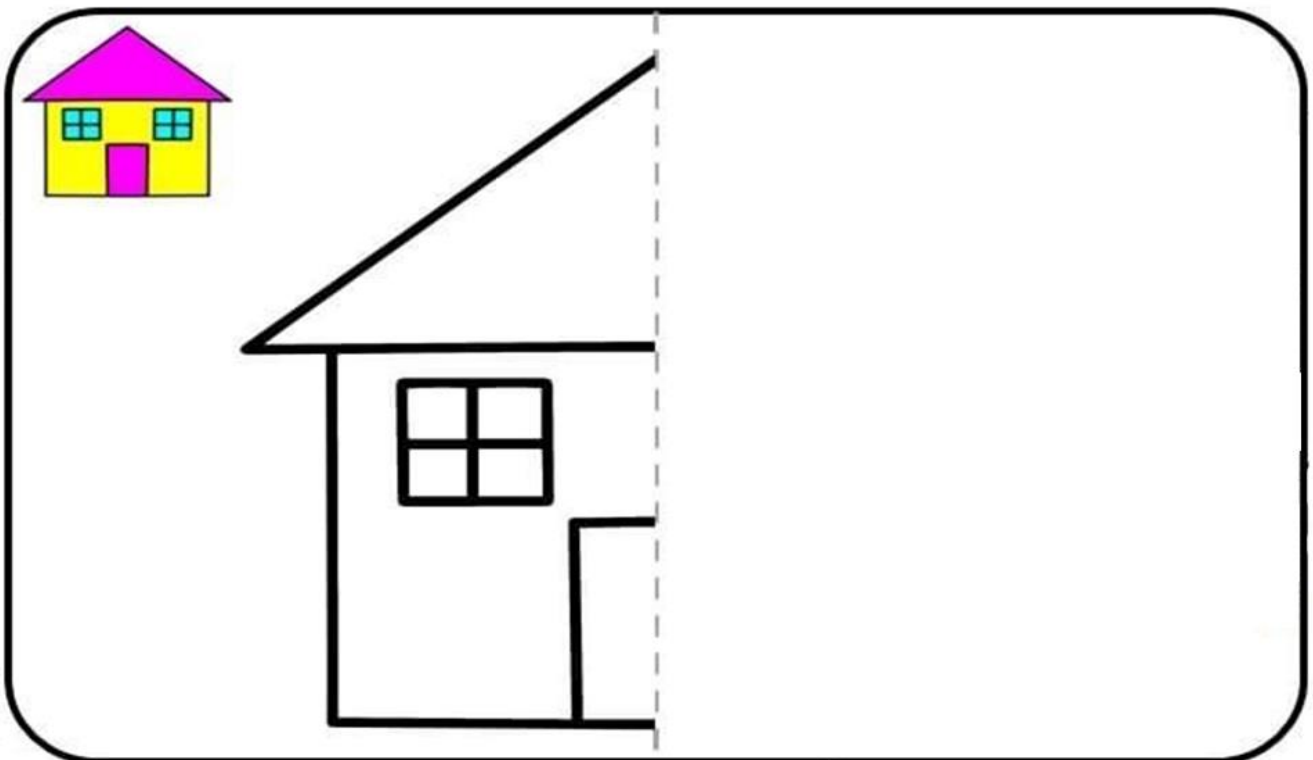
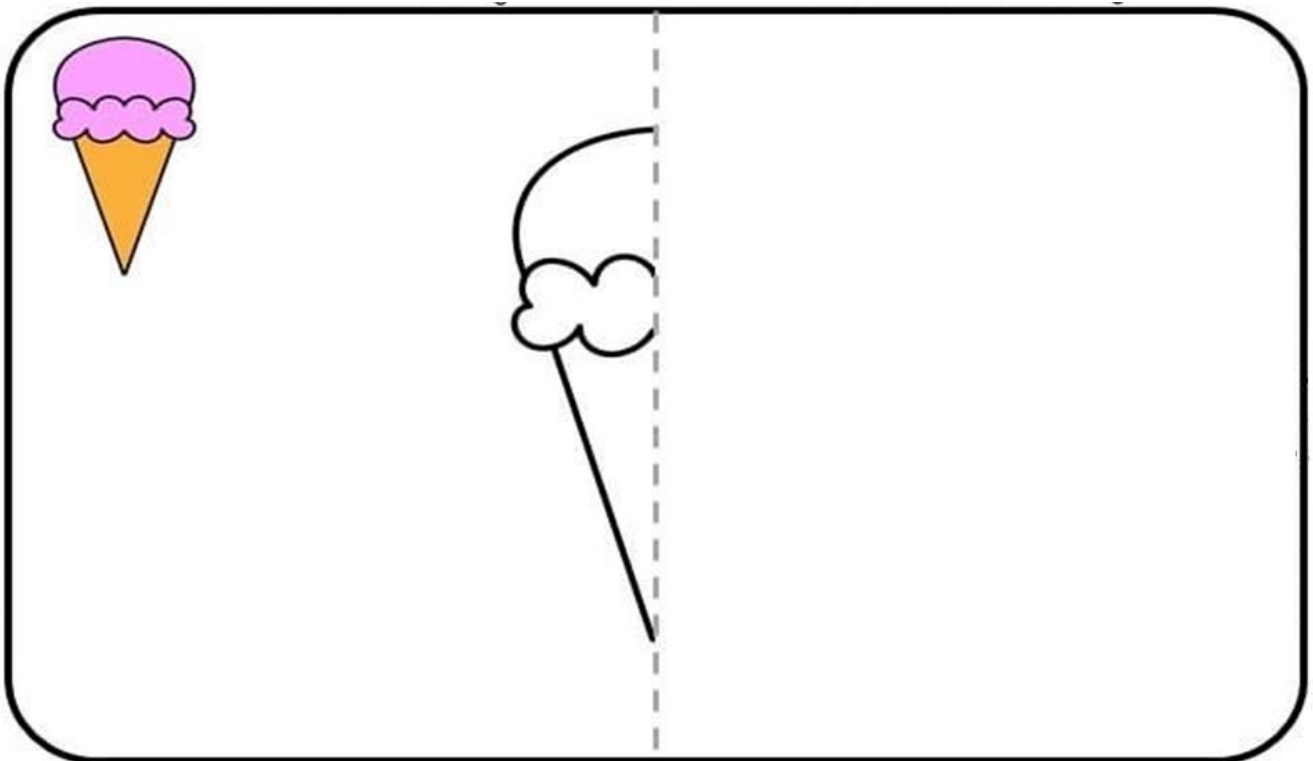


ART AND CRAFT:


NAME: _____

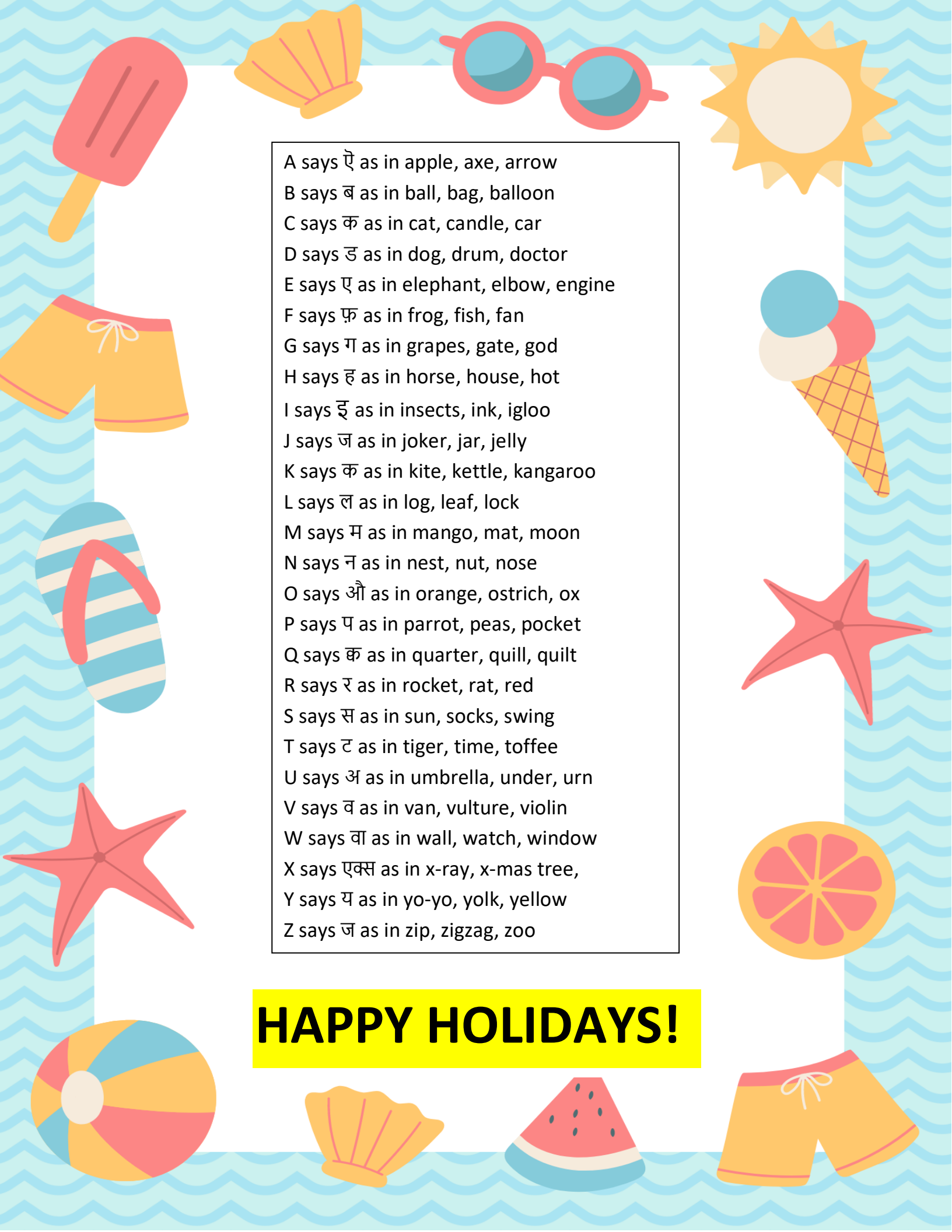
DATE: _____

Draw the other half to complete the picture. Colour the picture.



FREE HAND DRAWING: Draw different objects with circle shape in drawing sheet and paste in **scrap book**.





A says ऐ as in apple, axe, arrow
B says बे as in ball, bag, balloon
C says के as in cat, candle, car
D says ड as in dog, drum, doctor
E says ए as in elephant, elbow, engine
F says फ़ as in frog, fish, fan
G says ग as in grapes, gate, god
H says ह as in horse, house, hot
I says इ as in insects, ink, igloo
J says ज as in joker, jar, jelly
K says क as in kite, kettle, kangaroo
L says ल as in log, leaf, lock
M says म as in mango, mat, moon
N says न as in nest, nut, nose
O says औ as in orange, ostrich, ox
P says प as in parrot, peas, pocket
Q says क् as in quarter, quill, quilt
R says र as in rocket, rat, red
S says स as in sun, socks, swing
T says ट as in tiger, time, toffee
U says अ as in umbrella, under, urn
V says व as in van, vulture, violin
W says व as in wall, watch, window
X says एक्स as in x-ray, x-mas tree,
Y says य as in yo-yo, yolk, yellow
Z says ज as in zip, zigzag, zoo

HAPPY HOLIDAYS!